

# RENAL SUPPORT NETWORK'S

## ROOM ORGANIZER FOR DIALYSIS

When you have decided to do your dialysis treatments at home you will need to figure out where you will do your treatments and how to situate all that you will need in the space. This tool will help you decide how to best arrange your dialysis treatment area a head of time, without having to move heavy furniture around.

### **Table of Contents:**

Page 1: Instructions

Page 2: Room Grid

Pages 3 & 4: Dialysis Machines

Pages 5 & 6: Standard Living Room Furniture

Pages 7 & 8: Standard Bedroom Furniture

Page 9: Sample Room Layout with Grid


### **Instructions:**

1. Measure the size of your dialysis room.
2. Draw an outline on the grid on page 2 to the size of the room.
3. Cut out the matching dialysis machine from the options on pages 3 and 4.
4. Cut out matching furniture you have in the room from pages 5 through 8. (You can make your own from post-it notes or color paper if you have something not featured.)
5. Use the grid and the cut outs to layout the room. (You can lightly tape everything down once you have a plan to keep them in place.)



# ROOM PLANNING GRID

1 SQ. = 6"



14'

11'

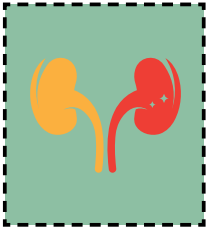


# Home Hemodialysis and Peritoneal Dialysis Machines and Dimensions

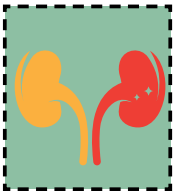
Home Hemodialysis Machine  
15”w x 15”d



Home Hemodialysis Machine  
26”w x 20”d



Home Hemodialysis Machine  
17.5”w x 19”d



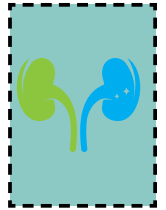
Peritoneal Dialysis Machine  
19.5”w x 15.7”d




Home Hemodialysis Machine  
with water system 20”w x 26”d



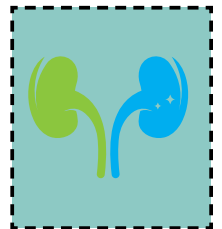
Home Hemodialysis Machine  
14.6”w x 21.7”d



Peritoneal Dialysis Machine  
19.5”w x 15.7”d

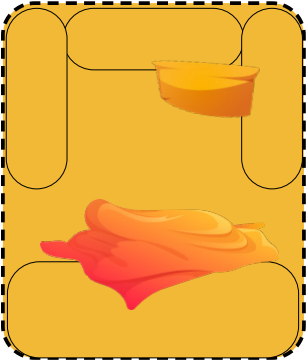


Peritoneal Dialysis Machine  
26”w x 20”d



# Standard Living Room Furniture Sizes

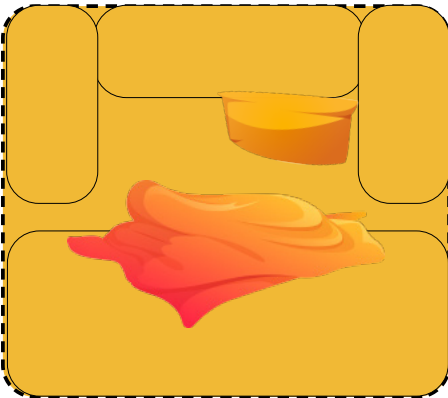
Small Recliner (reclined) footprint  
30”w x 37.5”d reclined



Medium Recliner (reclined) footprint  
38”w x 42”d reclined




Large Recliner (reclined) footprint  
44”w x 42”d reclined



Small Side Table 15” x 20”



Medium Side Table 18” x 22”




Large Side Table 19” x 24”




# Standard Living Room Furniture Sizes (Continued)

Small sofa 70" x 20"



Standard sofa 80" x 24"



Large sofa 96" x 28"




Small Book Shelf 21" x 10"



Medium Book Shelf 33" x 11"



Large Book Shelf 36" x 17"



# Standard Living Room Furniture Sizes (Continued)


Small Round Coffee Table 16"




Standard Round Coffee Table 30"



Rectangle Coffee Table 47" x 27"



Small TV Stand 25" x 15"



Medium TV Stand 53" x 14"



Large TV Stand 82" x 18"



Floor Lamp



Mini-Fridge 16 x 18




# Standard Bedroom Furniture Sizes

King Bed 80" x 76"



Queen Bed 80" x 60"



Full Bed 75" x 54"



Twin Bed 76" x 38"




# Standard Bedroom Furniture Sizes (Continued)


Small Dresser 26" x 13"




Medium Dresser 36" x 17"




Large Dresser 44" x 17"



bedroom vanity 30" x 19"



Rolling Night Stand 19" x 19"



Dog bed 18" x 11"



Large Floor Plant 22" round



Waste Basket 10"





# SAMPLE ROOM LAYOUT FOR DIALYSIS (LIVING ROOM)

